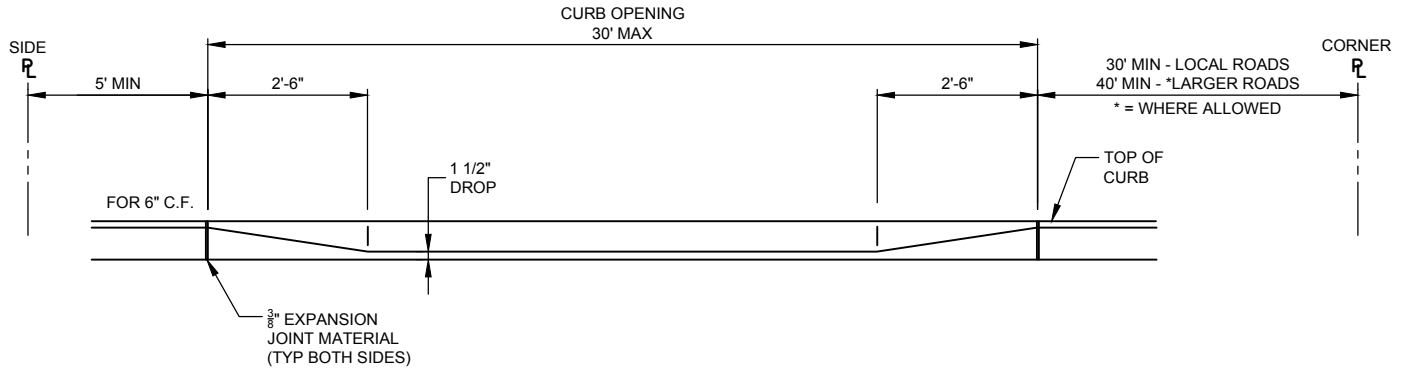
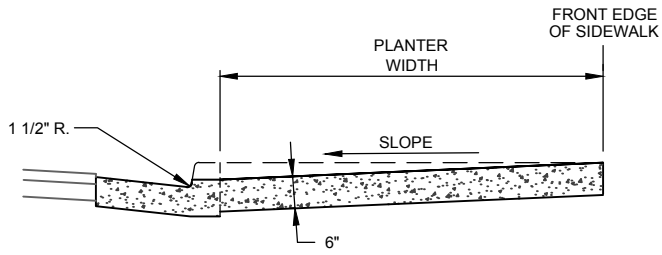


PLAN



ELEVATION



SECTION A-A

NOTES:


1. CURB OPENING SHALL HAVE A COURSE BROOM FINISH.
2. C.F. = CURB FACE
3. INSTALL 4" PVC SLEEVE UNDER DRIVEWAY AND 10" BELOW SIDEWALK FOR PI SERVICE.
4. DRIVEWAY APPROACHES SHALL NOT BE CLOSER THAN 10' TO ANOTHER DRIVEWAY APPROACH ON LOCAL ROADS.
5. WHEN PERMITTED ON ROADS WITH HIGHER CLASSIFICATIONS, APPROACHES SHALL NOT BE CLOSER THAN 50' TO ANOTHER DRIVEWAY APPROACH.

RESIDENTIAL DRIVEWAY APPROACH

V:\ENGR\Sub\StdSpec\StdSpec 2019\Drawg Files\STREETS-7.dwg - STREETS-7 - 1/09/2019 04:07pm. r1unk

HORROCKS ENGINEERS
 728 WEST 100 SOUTH #2
 HEBER CITY, UTAH 84032
 (435) 654-2226

DATE:	FEBRUARY 2019
SCALE:	N.T.S.
75 NORTH MAIN STREET HEBER CITY, UTAH 84032 (435) 654-0757	



**HEBER CITY
STANDARD DRAWING**

STREETS-7